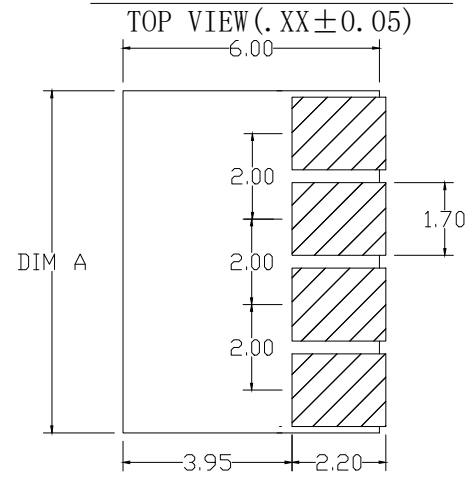
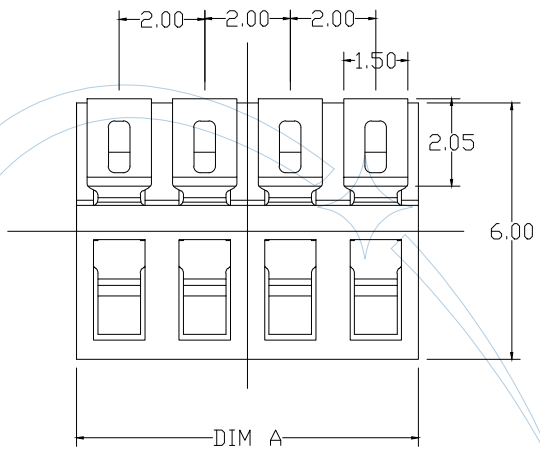




RECOMMENDED PCB LAYOUT

Specification:
 Current Rating: 2.0A;
 Current Voltage: 12V;
 Withstand Voltage: 500V;
 Contact Resistance: 30mΩ MAX
 Insulation: Resistance: 500MΩ;
 Working Temperature: -40℃~+85℃;
 Housing Material: LCP
 Contact Material: Phosphor Brass,
 Contact Area plated Au 3u"
 Life Time: Over 5000times;

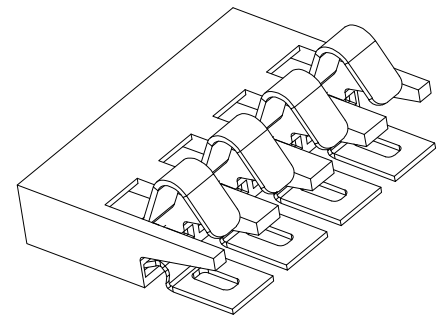
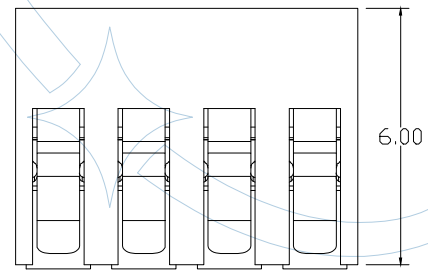
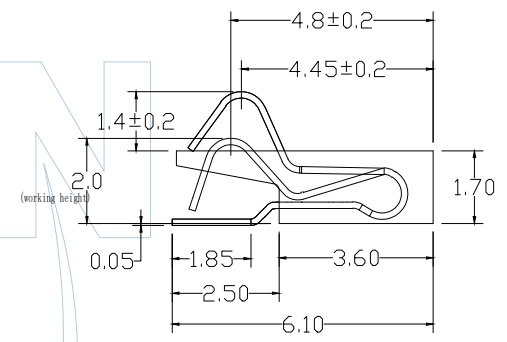
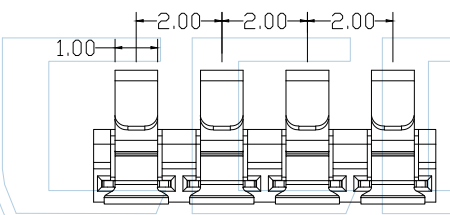
PART NO.	DIM A
SLBM82-1702G1LP1401	4.0
SLBM82-1703G1LP1401	6.0
SLBM82-1704G1LP1401	8.0
SLBM82-1705G1LP1401	10.0
SLBM82-1706G1LP1401	12.0
SLBM82-1707G1LP1401	14.0
SLBM82-1708G1LP1401	16.0



Ordering Information

SLBM82-17 XX XX L X XXX 1

Insulator Height	No. of Pins	Contact Plating	Pressed method	Spring Height
1.7=17	02-08	G0=Gold Flash	P=Positive press	1.4±0.10
2.6=26		G1=3u"Gold	S=Side press	1.6±0.100
3.8=38		G2=5u"Gold		2.2±0.200
		G3=10u"Gold		
		G4=15u"Gold		
		G5=30u"Gold		



ITEM	Pitch	Mating
Standard	1.6	SLBF
Alternate		

REV	DATE	MODIFICATION DESCRIPTION	CHANGE	APPROVE	ENGINEERING		DRAW	SCALE	FREE	PART NO.	TITLE:	Customer NO.	YLCCON	Dongguan YILI Electronic Technology Co., Ltd	Tel: FAX: E-mail: http:// www.ylconn.cn
					X.X	±0.40									
					X.XX	±0.25	CHECK	SIZE	A3						
					X.XXX	±0.15	APPROVE	SHEET	1/1						
					Angle	± 3°		PROJ.	☒						
					DIM	TOL									